

Teacher Training “APPs in Adults Education”



The course "Mobile Applications in Education", training for teachers at AlmadaForma Center, Almada (Portugal) took place between November '17 and April '18.

The training course was lectured in 25 hours face-to-face and 25 hours of autonomous work, supported by the moodle platform.

This training attracted the interest of teachers, 86 participants successfully completed it.

Participants were organized into 20 groups which resulted in the creation of more than 20 apps to use in the classroom context for various levels of teaching and for various subject areas.

The trainers Abel Antunes, Domitila Cardoso and Rui Baltazar would like to give a special thanks to Paulo Torcato, João Mouro, Manuel Cruz and Apps for Good Portugal for their special participation.

The trainers wish to also congratulate all the teachers in training for their commitment and enthusiasm in this training course and their achievement in the creation of Apps.

SAFE Project - Interview with trainees - PT

Maria da Nazaré Marques

59 years old

Monte de Caparica Schools - PT

Pre-school

39 years of service

mnnscsm@gmail.com

Q: Have you ever used any app creation program?

No. Just Apps from stores.

Q: Did the training course meet your expectations?

Yes.

Q: What are the strengths of the training course?

- Structure of the sessions, with theoretical-practical component.
- The way that learning was guided.
- I enjoyed the 1st session with the benefits and harms of the mobile phone.

Q: What are the aspects to be improved in future training courses?

The course was very long, with too much time between sessions.

Q: Are you motivated to continue creating Apps with App Inventor?

Yes. At least to try!

Q: Do you want to leave a comment or make any suggestions?

No.

Cristina Mota Luís

40 years old

Rogério Ribeiro School - PT

1st cycle,

16 years of service

cmota0@gmail.com

Q: Have you ever used any apps creation program?

No.

Q: Did the training course meet your expectations?

Yes. It transcended my expectations. At first, I was afraid but it's something I can even do! I really enjoyed it.

The training went very fast, I did not even notice the time passing. It was exciting and motivating.

Q: What are the strengths of the training course?

- It is very motivating.
- Always wanting to learn the next step.

Q: What are the aspects to be improved in future training courses?

Making an application takes a long time. Finding the program sequence takes a long time because it is by trial and error.




Q: Are you motivated to continue creating Apps with App Inventor?

Yes, for sure. I have to practice more to be more comfortable.

Q: Do you want to leave a comment or make any suggestions?

There should be some more training groups.

This course should be repeated, because at my school there are colleagues that want to come.



SAFE Project - Interview with trainees - PT

Brigitte Bartolomeu

53 years old

Anselmo de Andrade Schools - PT

2nd cycle and Secondary

Portuguese and French

30 years of service

brigittebartolomeu@gmail.com



Q: Have you ever used any apps creation program?

No. I only knew the Kahoot but I never used it in the classroom because the students do not have mobile data on the phone and the school wi-fi works badly.

Q: Did the training course meet your expectations?

Yes.

Q: What are the strengths of the training course?

- Access to innovation and contact with people who open new perspectives.
- Trainers' approachability.

Q: What are the aspects to be improved in future training courses?

It was very fast for me. Because I did not know anything, so I needed more time.

Q: Are you motivated to continue creating Apps with App Inventor?

Yes. But basic things.

Q: Do you want to leave a comment or make any suggestions?

No.

Andreia Mateus

35 years old

Carnaxide Secondary School

3rd cycle

Mathematics

11 years of service

andrea_mateus@hotmail.com



Q: Have you ever used any apps creation program?

No. Just use the Kahoot, Picker, Mentimeter, Tricider.

Q: Did the training course meet the expectations?

Yes.

Q: What are the strengths of the training course?

- Many invited specialists, which allowed the diversity of approaches and materials that they have given us.
- Programming support.

Q: What are the aspects to be improved in future training courses?

Improve the wi-fi access for the trainees.

Q: Are you motivated to continue creating Apps with App Inventor?

Yes. I already did it and I already used it in the classroom. In the last week of classes, I'm going to teach students how to build apps related to what we're doing in Mathematics.

Q: Do you want to leave a comment or make any suggestions?

More training of this kind of subjects.

Teachers do not yet have knowledge and the ministry has to invest in this area.



SAFE Project - Interview with trainees - PT

Ludovina Rosa

62 years old

Agr. Caparica School - PT

Secondary

Portuguese and French, and
Teacher Librarian

40 years of service

ludomr@gmail.com



Q: Have you ever used any apps creation program?

No. Only the Kahoot

Q: Did the training course meet the expectations?

Yes. Specially at the level of finding the app for library activities, not only in the training of users, but also in the evaluation and improvement of the services themselves.

Q: What are the strengths of the training course?

- The strategy used to discover the app.
- Practice in the work group.

Q: What are the aspects to be improved in future training courses?

It seems to me important for this training to have a smaller number of trainees, so that trainers can respond to multiple requests during the testing phase of the app. Regarding the use of the app, although this is very intuitive, I believe that a more detailed explanation would have cleared some doubts when we started the practical exercise.

Q: Are you motivated to continue creating Apps with App Inventor?

Yes. For school libraries, it is a fantastic tool that allows a wide range of collaborative works, with teachers from different subjects, but also allows the creation of resources for the use of the library by individual students.

Q: Do you want to leave a comment or make any suggestions?

No.

Hélder Silveira

53 years old

Cacilhas-Tejo High School

Adults Teacher

English Teacher

16 years of service

sloten@outlook.com



Q: Have you ever used any apps creation program?

No, never.

Q: Did the course training meet the expectations?

Yes, it did.

Q: What are the strengths of the training course?

- The support and guidance provided in all the sessions by the training team;
- The contact by email in order to keep us updated with the timing and sessions management,
- The Almadaforma's webpage and its valuable resources;
- The samples and experience shared by all the people invited to talk about their experience in using the apps in an educational framework.
- The team work while building our own app and sharing with each other the magnificent and overwhelming challenges we were faced with.

Q: What are the aspects to be improved in future training courses?

In my opinion there should be more time spent, in the training sessions, explaining how to work with the Appinventor2 building site. At least one session for the Palette, another for the Designer and two or more, if possible, for the Blocks.

Q: Are you motivated to continue creating Apps with App Inventor?

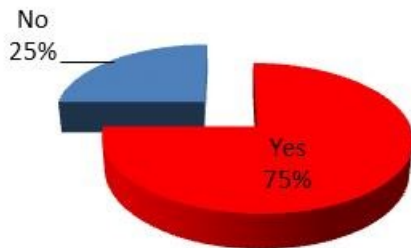
I became very motivated, I must admit. I've spent hours on end glued to the tutorials, watching the helping videos and then trying those ideas on building my own app. Even after having finished our app, I still feel the urge to find out how to use other tools that were not included in the app in order to make it better.

Q: Do you want to leave a comment or make any suggestions?

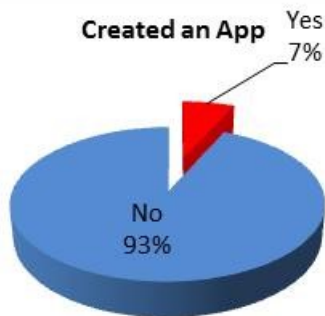
This teacher training action should be done in more than 50 hours. There is too little time for most of the teachers who are not at ease with IT to deal with such complex building tools.

SAFE Project - Survey before training - PT

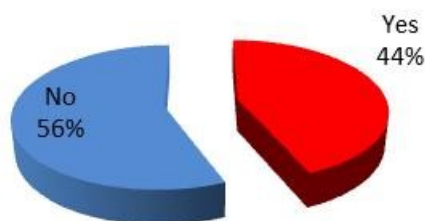
Use Apps in the day life



Created an App



Use Apps at classroom



Educational use of Apps requires special preparation



1. Gender
2. Age
3. Level of teaching.
1. Do you use Apps in the day life?
2. If yes, say which ones.
3. When was your first contact with an App (in years, more or less)?
- 4.1. Do you use Apps at classroom?
- 4.2. If so, which Apps do you use most often?
5. Which of the Apps you mentioned do you think is the best?
6. Explain why you chose this App?
7. What are the main advantages of this App?
8. What are the main disadvantages of this App?
9. How do you choose Apps for your work in the classroom with students?
- 10.1. Is the use of Apps in education in Portugal a standard or a fashion?
- 10.2. Explain your answer.
- 11.1. Do you consider that pedagogical practice with Apps requires special preparation?
- 11.2. If so, what kind of preparation is required?
- 12.1. Have you created any mobile App yet?
- 12.2. If yes, what is the main purpose of this App?
- 13.1. Do you think creating APPs requires special preparation?

Kahoot, Padlet, Mentimeter, Numbers, Pages, Spark Post, Quiver, Spark Page, Spark video, Aurasma, Timeline, Tellagami, Mindly, Editor HQ, Book Creator, Google Drive, Animoto, Vokabeltrainer, 4 Bilder Rätsel, PT Contact Magic.

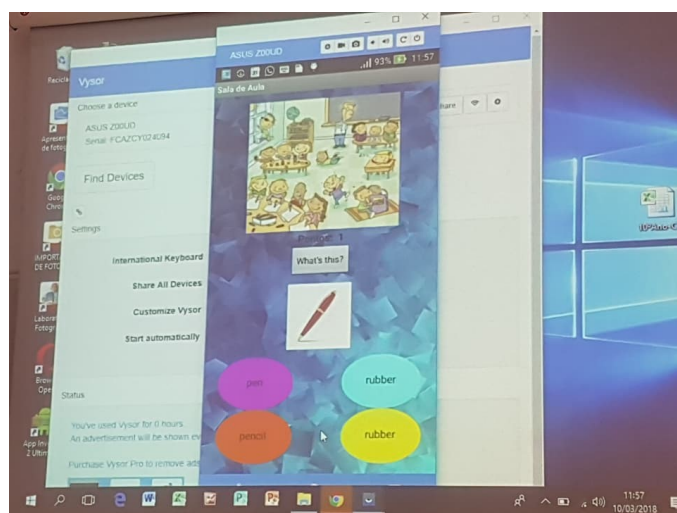
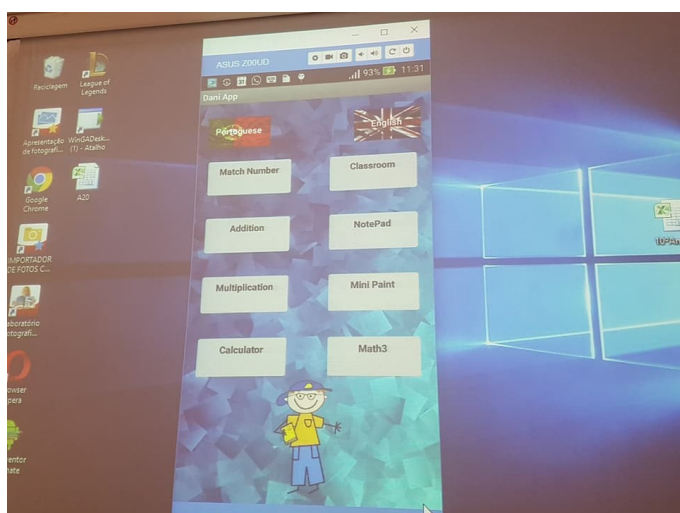
- Knowledge about Apps functionalities
- Teachers training for use and create Apps
- Know the language to create Apps
- Know how to teach with Apps
- Training / Pratical training
- Training and knowledge of good practice
- The teacher must know how to use the mobile devices
- Know about the potential of Apps

Presentation of created Apps - PT

Saturday morning, on 10th of March, some groups of teachers in training presented the Mobile Applications (Apps) that they developed, with App Inventor, to be used in the classroom.


The subjects were varied: mathematics, languages, experimental sciences, volcanoes, ...

The teachers joined different people to work with, (in group) colleagues from the same school that teach the same subjects or that teach other subjects or colleagues from other schools, that they have met at the training course, and teach a different level and a different subject.



SAFE Project - Mobincube Training - SP

All the teachers, at the Spanish team, participating in the Project have disseminated it to their students and have learned the development of the APPs. They also have created different activities: training on the APP, with other Adult teachers in other schools and in ours as well.



SAFE Project Activities - PL

The SAFE project was presented during a course "ICT solutions for teachers" in Teacher Training Centre, in Tarnów (Poland).

Teachers were introduced to the most popular educational apps and their possible applications in the classroom context.

After the presentation, the basics of app development were explained and practiced. At the end of the meeting, all teachers took part in a discussion concerning their experiences with using apps and mobile learning, along with the prediction of their future potential. All the teachers present at the workshop, have confirmed their interest in implementing these new ICT solutions in working with their students, as well as agreed to further promote and share SAFE project results.



SAFE Project Activities - TK

In the second year of the project, Turkish team has worked extensively for dissemination activities. Turkish Team has informed the adults about the project activities by visiting all the schools, theater halls, social areas in the district. Turkish team set up stands at the entrance of the theater hall and hand out project brochures to the people and gave information about the project activities.



SAFE Project Activities - TK



Turkish Team coordinator was invited to “panel discussion” as a speaker that organized by the Turkish National Agency. The panel topic was “Teacher Trainings in Erasmus + Projects” Coordinator Yeşim Özgenol talked about SAFE project activities methodologies and teacher training implementation examples to the ministry officials, academicians and to the teacher that came from various center of Turkey.



SAFE Project Activities - TK



The third “Teacher Training” was organised by the Turkish Team. At the end of the 30 hours training, every teacher created their own mobile apps.



SAFE Project Activities - TK

The District Governor of Avclar Hulusi DOĞAN, conveyed thanks to the Avclar Public Education Center for active project studies in the district. The project coordinator received the Achievement Certificate on behalf of the whole team in the office of the district governor.



SAFE - Smart APP's for Adult Education

<http://www.smartapps4you.eu>

<https://www.facebook.com/smartappstr>



Erasmus+



"Funded by the Erasmus+ Program of the European Union. However, European Commission and Turkish National Agency cannot be held responsible for any use which may be made of the information contained therein"